

**描述 / Descriptions**

TO-92 塑封封装 NPN 半导体三极管。Silicon NPN transistor in a TO-92 Plastic Package.

**特征 / Features**

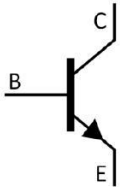
集电极耗散功耗大，饱和压降低，大电流开关。

High  $P_C$ , low  $V_{CE(sat)}$ , high current switching.

**用途 / Applications**

用于中功率静音开关，线性调整器，液晶显示器的背景照明，线性开关电源。

Medium power switching and muting, linear regulators, LCD back-lighting, supply line switching circuits.

**内部等效电路 / Equivalent Circuit****引脚排列 / Pinning**

PIN1 : Base

PIN 2 : Collector

PIN 3 : Emitter

**放大及印章代码 / hFE Classifications & Marking**

见印章说明。See Marking Instructions.

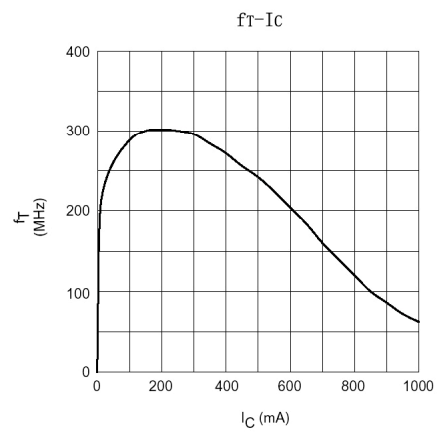
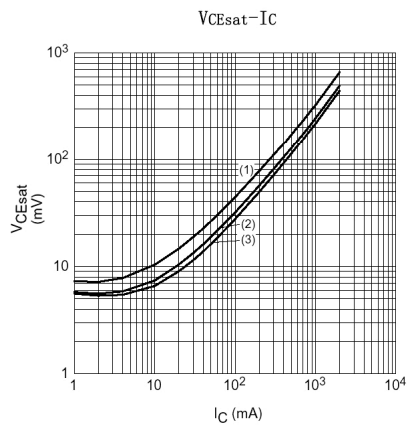
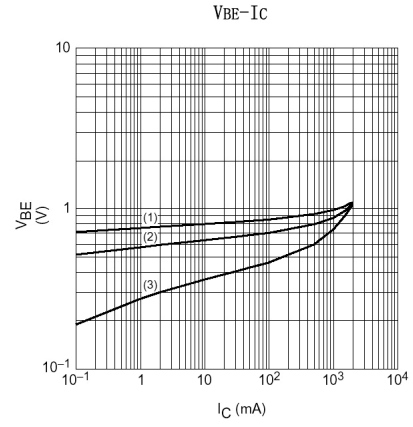
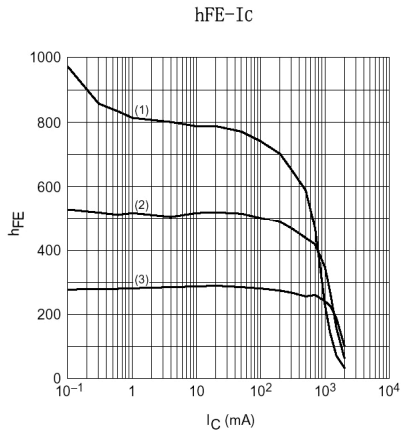
**极限参数 / Absolute Maximum Ratings(Ta=25°C)**

参数 Parameter	符号 Symbol	数值 Rating	单位 Unit
Collector to Base Voltage	$V_{CBO}$	40	V
Collector to Emitter Voltage	$V_{CEO}$	40	V
Emitter to Base Voltage	$V_{EBO}$	5.0	V
Collector Current - Continuous	$I_C$	1.0	A
Peak Collector Current	$I_{CM}$	2.0	A
Peak Base Current	$I_{BM}$	1.0	A
Collector Power Dissipation	$P_C$	830	mW
Junction Temperature	$T_j$	150	°C
Storage Temperature Range	$T_{stg}$	-55~150	°C

**电性能参数 / Electrical Characteristics(Ta=25°C)**

参数 Parameter	符号 Symbol	测试条件 Test Conditions	最小值 Min	典型值 Typ	最大值 Max	单位 Unit
Collector Cut-Off Current	$I_{CBO}$	$V_{CB}=40V$ $I_E=0$			0.1	$\mu A$
Collector Cut-Off Current	$I_{CEO}$	$V_{CE}=30V$ $I_B=0$			0.1	$\mu A$
Emitter Cut-Off Current	$I_{EBO}$	$V_{EB}=5.0V$ $I_C=0$			0.1	$\mu A$
DC Current Gain	$h_{FE(1)}$	$V_{CE}=5.0V$ $I_C=500mA$	300		900	
	$h_{FE(2)}$	$V_{CE}=5.0V$ $I_C=1.0mA$	300			
	$h_{FE(3)}$	$V_{CE}=5.0V$ $I_C=1.0A$	200			
Collector to Emitter Saturation Voltage	$V_{CE(sat)(1)}$	$I_C=100mA$ $I_B=1.0mA$			200	mV
	$V_{CE(sat)(2)}$	$I_C=500mA$ $I_B=50mA$			250	mV
	$V_{CE(sat)(3)}$	$I_C=1.0A$ $I_B=100mA$			500	mV
Base to Emitter Saturation Voltage	$V_{BE(sat)}$	$I_C=1.0A$ $I_B=100mA$			1.2	V
Base to Emitter Voltage	$V_{BE}$	$V_{CE}=5.0V$ $I_C=1.0A$			1.1	V
Transition Frequency	$f_T$	$V_{CE}=10V$ $f=100MHz$ $I_C=50mA$	150			MHz
Collector Capacitance	$C_C$	$V_{CB}=10V$ $f=1.0MHz$ $I_E=0$			10	pF

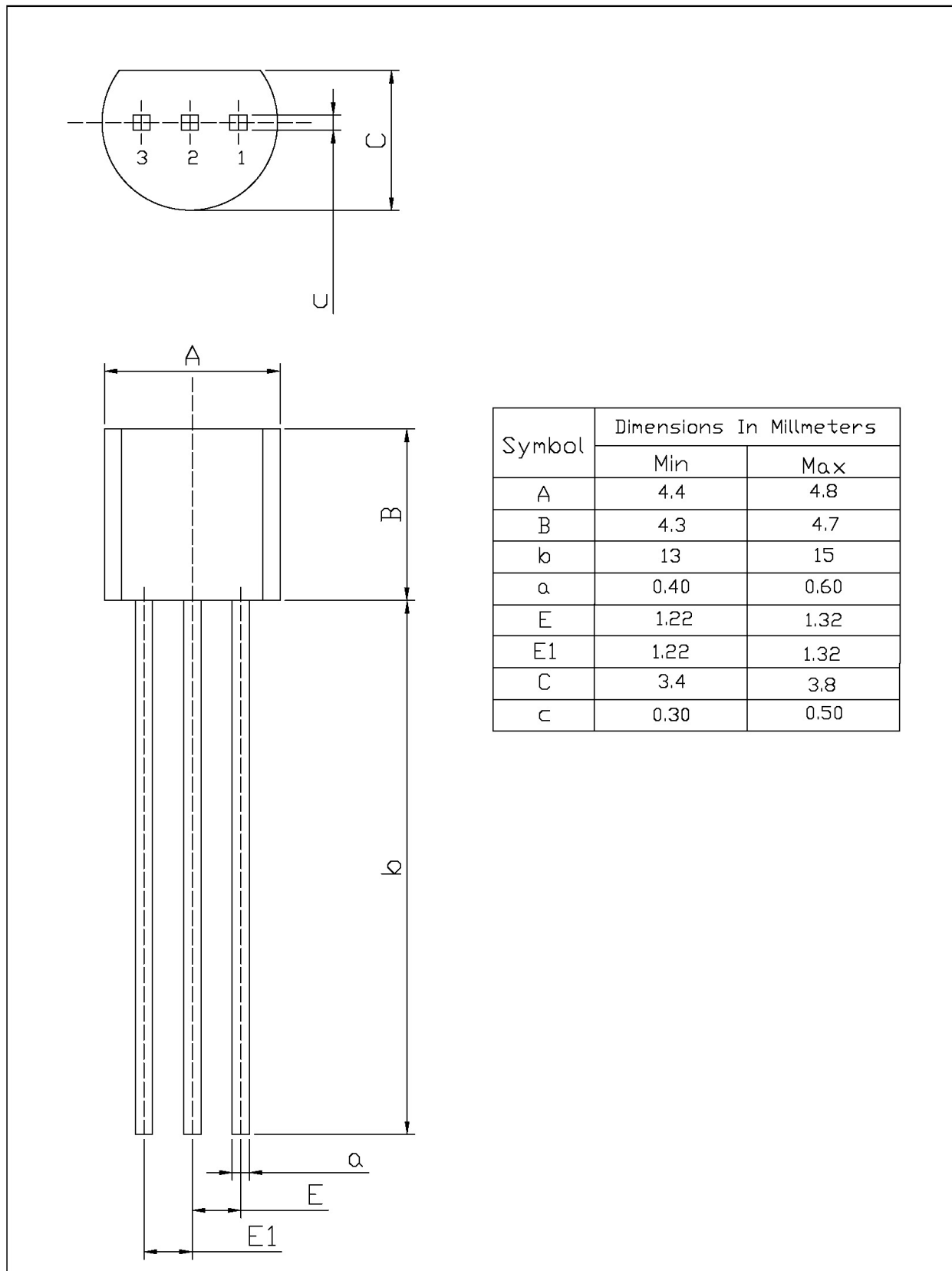
电参数曲线图 / Electrical Characteristic Curve



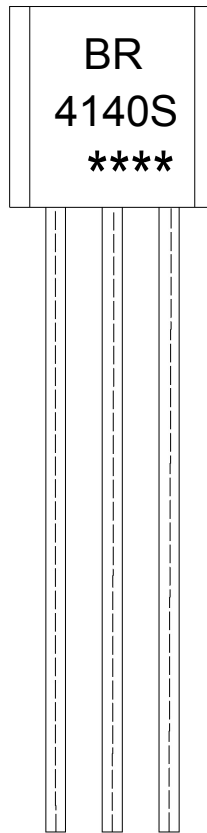
外形尺寸图 / Package Dimensions

TO-92

Unit: mm



**印章说明 / Marking Instructions**



说明：

BR: 为公司代码

4140S : 为型号代码

\*\*\*\* : 为生产批号代码，随生产批号变化。

Note:

BR: Company Code.

4140S: Product Type.

\*\*\*\*: Lot No. Code,code change with Lot No.

**波峰焊温度曲线图(无铅) / Temperature Profile for Dip Soldering(Pb-Free)**



说明：

- 1、预热温度 25 ~ 150°C，时间 60 ~ 90sec;
- 2、峰值温度 255±5°C，时间持续为 5±0.5sec;
- 3、焊接制程冷却速度为 2 ~ 10°C/sec.

Note:

- 1.Preheating:25~150°C, Time:60~90sec.
- 2.Peak Temp.:255±5°C, Duration:5±0.5sec.
3. Cooling Speed: 2~10°C/sec.

**耐焊接热试验条件 / Resistance to Soldering Heat Test Conditions**

温度：270±5°C

时间：10±1 sec.

Temp:270±5°C

Time:10±1 sec

**包装规格 / Packaging SPEC.**

散件包装 / BULK

Package Type 封装形式	Units 包装数量					Dimension 包装尺寸 (unit: mm3)		
	Units/Bag 只/袋	Bags/Inner Box 袋/盒	Units/Inner Box 只/盒	Inner Boxes/Outer Box 盒/箱	Units/Outer Box 只/箱	Bag 袋	Inner Box 盒	Outer Box 箱
TO-92	1,000	10	10,000	5	50,000	135×190	237×172×102	560×245×195
	1,000	10	10,000	10	100,000	135×190	237×172×102	560×245×375

编带包装 / AMMO

Package Type 封装形式	Units 包装数量					Dimension 包装尺寸 (unit: mm3)	
	Units/tape 只/纸带	Tape/Inner Box 纸带/盒	Rows/Inner Box 纸带层/盒	Inner Boxes/Outer Box 盒/箱	Units/Outer Box 只/箱	Inner Box 盒	Outer Box 箱
TO-92	3,000	1	120	10	30,000	328×230×42	小箱 480×346×235, 大箱 547×407×268

**使用说明 / Notices**