

**描述 / Descriptions**

TO-92 塑封封装 PNP 半导体三极管。Silicon PNP transistor in a TO-92 Plastic Package.

**特征 / Features**

饱和压降低,电流容量大,安全工作区宽。

Low saturation voltage, large current capacity and wide ASO.

**用途 / Applications**

用于电源,继电器驱动,灯驱动,闪光驱动。

Power supplies, relay drivers, lamp drivers, strobes.

**内部等效电路 / Equivalent Circuit****引脚排列 / Pinning**

PIN 1 : Base      PIN 2 : Collector      PIN 3 : Emitter

**放大及印章代码 / hFE Classifications & Marking**

h <sub>FE</sub> Classifications Symbol	E	F	G
h <sub>FE</sub> Range	100~200	160~320	280~560

**极限参数 / Absolute Maximum Ratings(Ta=25°C)**

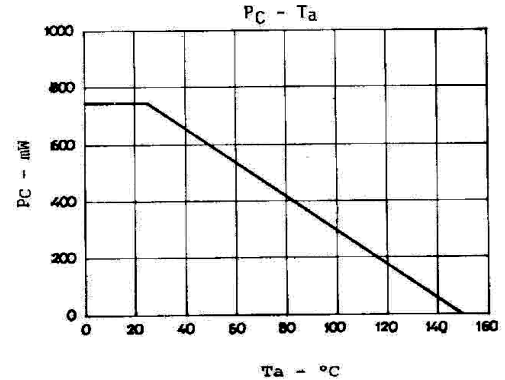
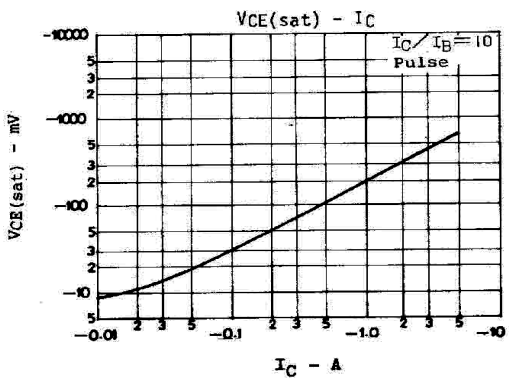
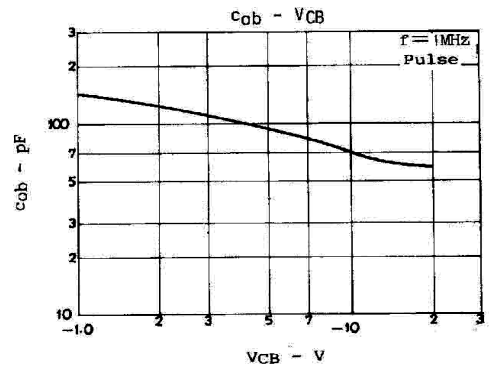
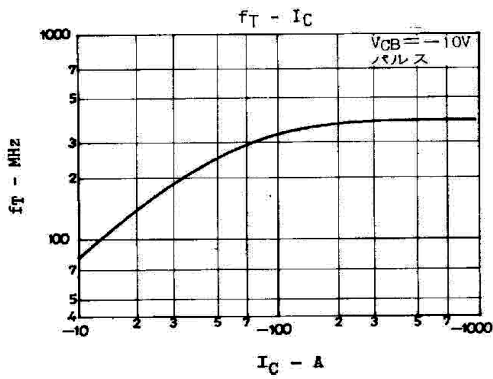
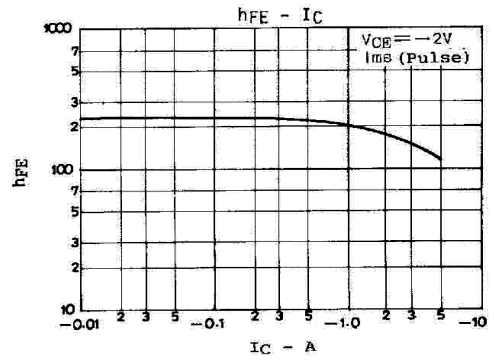
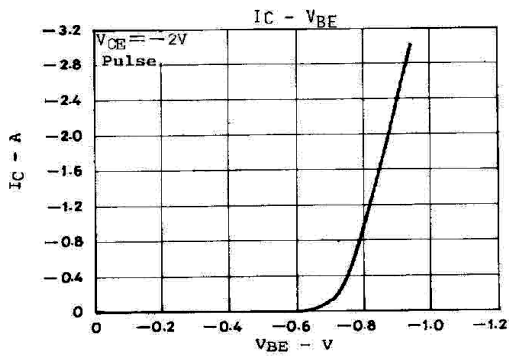
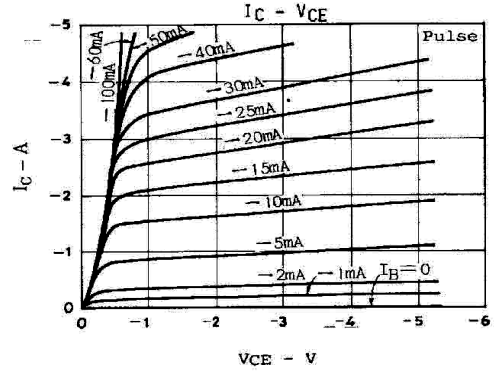
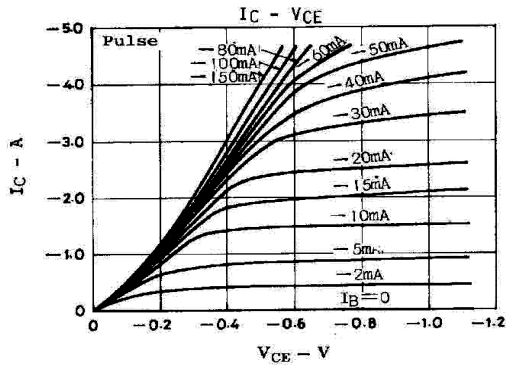
参数 Parameter	符号 Symbol	数值 Rating	单位 Unit
Collector to Base Voltage	$V_{CBO}$	-20	V
Collector to Emitter Voltage	$V_{CEO}$	-10	V
Emitter to Base Voltage	$V_{EBO}$	-7.0	V
Collector Current - Continuous	$I_C$	-2.5	A
Collector Current – Continuous(Pulse)	$I_{CP}$	-5.0	A
Collector Power Dissipation	$P_C$	750	mW
Junction Temperature	$T_j$	150	°C
Storage Temperature Range	$T_{stg}$	-55~150	°C

**电性能参数 / Electrical Characteristics(Ta=25°C)**

参数 Parameter	符号 Symbol	测试条件 Test Conditions	最小值 Min	典型值 Typ	最大值 Max	单位 Unit
Collector to Base Breakdown Voltage	$V_{CBO}$	$I_C=-10\mu A$ $I_E=0$	-20			V
Collector to Emitter Breakdown Voltage	$V_{CEO}$	$I_C=-1.0mA$ $R_{BE}=\infty$	-10			V
Emitter to Base Breakdown Voltage	$V_{EBO}$	$I_E=-10\mu A$ $I_C=0$	-7.0			V
Collector Cut-Off Current	$I_{CBO}$	$V_{CB}=-20V$ $I_E=0$			-1.0	$\mu A$
Emitter Cut-Off Current	$I_{EBO}$	$V_{EB}=-4.0V$ $I_C=0$			-1.0	$\mu A$
DC Current Gain	$h_{FE(1)}$	$V_{CE}=-2.0V$ $I_C=-500mA$	100		560	
	$*h_{FE(2)}$	$V_{CE}=-2.0V$ $I_C=-3A$	70			
Collector to Emitter Saturation Voltage	$V_{CE(sat)}$	$I_C=-1.5A$ $I_B=-150mA$		-0.25	-0.45	V
Transition Frequency	$f_T$	$V_{CE}=-10V$ $I_C=-50mA$		250		MHz
Collector Output Capacitance	$C_{ob}$	$V_{CB}=-10V$ $f=1.0MHz$		70		pF

\*:pulse test/脉冲测试。

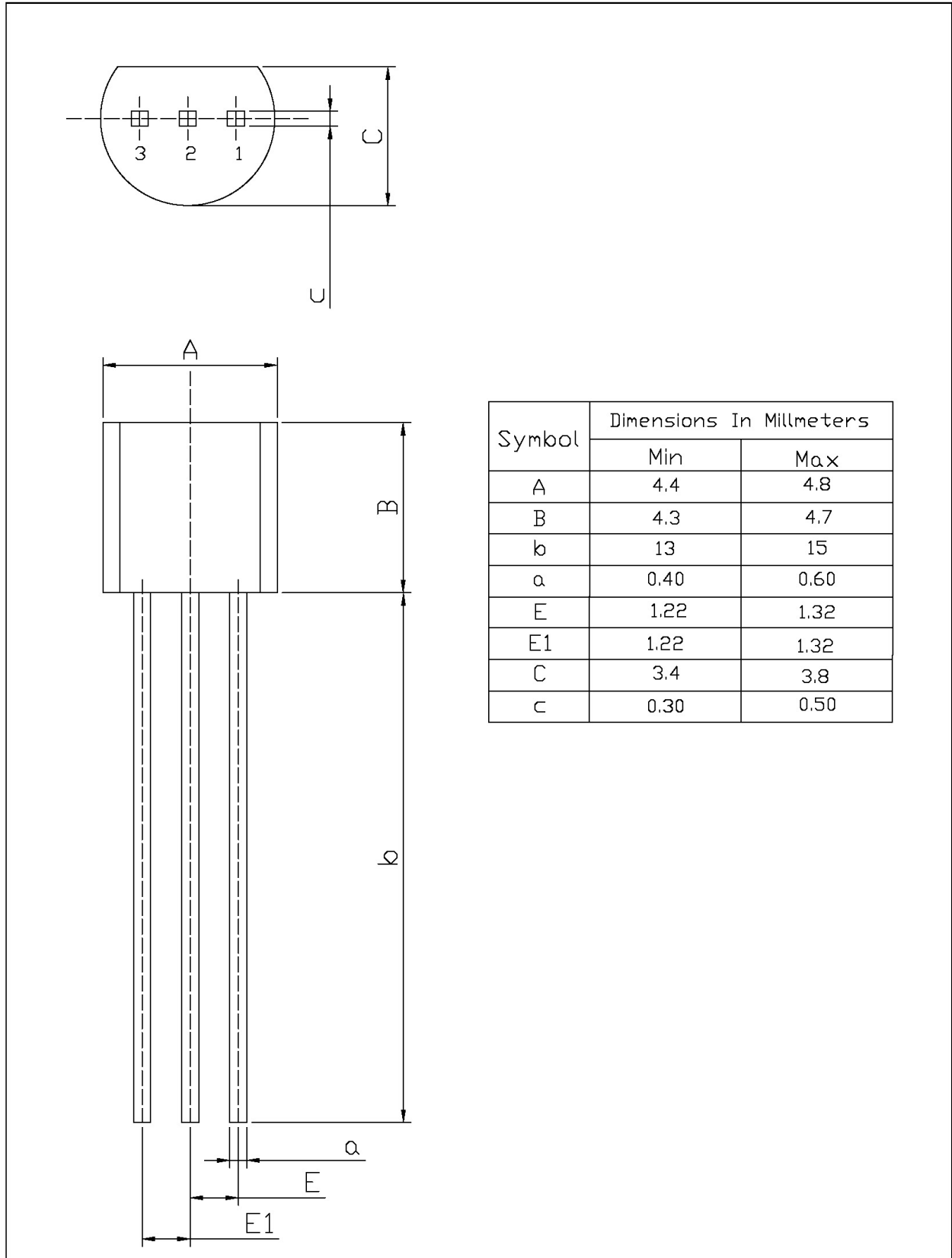
电参数曲线图 / Electrical Characteristic Curve



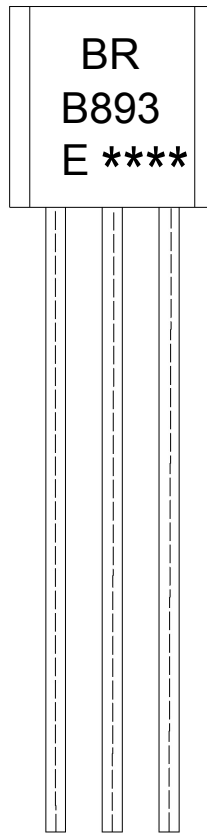
外形尺寸图 / Package Dimensions

TO-92

Unit: mm



印章说明 / Marking Instructions



说明：

BR: 为公司代码  
B893 : 为型号代码  
E: 为  $h_{FE}$  分档代码  
\*\*\*\* : 为生产批号代码，随生产批号变化。

Note:

BR: Company Code.  
B893: Product Type.  
E:  $h_{FE}$  Classifications Symbol  
\*\*\*\*: Lot No. Code,code change with Lot No.

**波峰焊温度曲线图(无铅) / Temperature Profile for Dip Soldering(Pb-Free)**



说明：

- 1、预热温度 25 ~ 150°C，时间 60 ~ 90sec;
- 2、峰值温度 255±5°C，时间持续为 5±0.5sec;
- 3、焊接制程冷却速度为 2 ~ 10°C/sec.

Note:

- 1.Preheating:25~150°C, Time:60~90sec.
- 2.Peak Temp.:255±5°C, Duration:5±0.5sec.
3. Cooling Speed: 2~10°C/sec.

**耐焊接热试验条件 / Resistance to Soldering Heat Test Conditions**

温度：270±5°C

时间：10±1 sec.

Temp:270±5°C

Time:10±1 sec

**包装规格 / Packaging SPEC.**

散件包装 / BULK

Package Type 封装形式	Units 包装数量					Dimension 包装尺寸 (unit: mm3)		
	Units/Bag 只/袋	Bags/Inner Box 袋/盒	Units/Inner Box 只/盒	Inner Boxes/Outer Box 盒/箱	Units/Outer Box 只/箱	Bag 袋	Inner Box 盒	Outer Box 箱
TO-92	1,000	10	10,000	5	50,000	135×190	237×172×102	560×245×195
	1,000	10	10,000	10	100,000	135×190	237×172×102	560×245×375

编带包装 / AMMO

Package Type 封装形式	Units 包装数量					Dimension 包装尺寸 (unit: mm3)	
	Units/tape 只/纸带	Tape/Inner Box 纸带/盒	Rows/Inner Box 纸带层/盒	Inner Boxes/Outer Box 盒/箱	Units/Outer Box 只/箱	Inner Box 盒	Outer Box 箱
TO-92	3,000	1	120	10	30,000	328×230×42	小箱 480×346×235, 大箱 547×407×268

**使用说明 / Notices**